EU Coalition Explorer

Results of the EU28 Survey on coalition building in the European Union

Results for Lithuania

RETHINK: EUROPE *an initiative of*

EUROPEAN COUNCIL ON FOREIGN RELATIONS
ecfr.eu

STIFTUNG MERCATOR

© ECFR May 2017

Findings Lithuania

Coalition Potential
Ranks 1 to 14
Ranks 15 to 28

Country Findings
AT Austria
BE Belgium
BG Bulgaria
HR Croatia
CY Cyprus
CZ Czech Rep.
DK Denmark
EE Estonia
FI Finland
FR France
DE Germany
EL Greece
HU Hungary
IE Ireland
IT Italy
LV Latvia
LT Lithuania
LU Luxembourg
MT Malta
NL Netherlands
PL Poland
PT Portugal
RO Romania
SK Slovakia
SI Slovenia
ES Spain
SE Sweden
UK UK

Preferences

Lithuania ranks overall #21 at Preferences

#19 Q1 Most Contacted
Top 3 for LT: Latvia, Estonia, Poland

#22 Q2 Shared Interests
Top 3 for LT: Latvia, Poland, Sweden

#22 Q3 Most Responsive
Top 3 for LT: Latvia, Sweden, Slovenia

Policies

Lithuania ranks #11 at 'More Europe'

#11 Q14 Deeper Integration
Top 3 for LT: Latvia, Estonia, CZ EL

Q16 Expert View

	LT
	63%
	13%
	17%
	7%

Level of Decision-Making

LT		EU
52%	All EU member states	50%
19%	Legally bound core	14%
15%	Coalition of states	14%
8%	Only national level	22%

Q17 Public View

	LT
	46%
	18%
	21%
	15%

Partners

Lithuania ranks overall #20 at Partners

#19 Q10 Foreign and Development Policy
Top 3 for LT: Latvia, Poland, Sweden

#12 Q11 Security and Defense Policy
Top 3 for LT: Latvia, HR RO, DK PL SE

#21 Q12 Economic and Social Policy
Top 3 for LT: Estonia, Latvia, Poland

#22 Q13 Fiscal Policy
Top 3 for LT: Latvia, Hungary, DE IT PL ES

Networks

Voting for Lithuania
Top 8 for LT

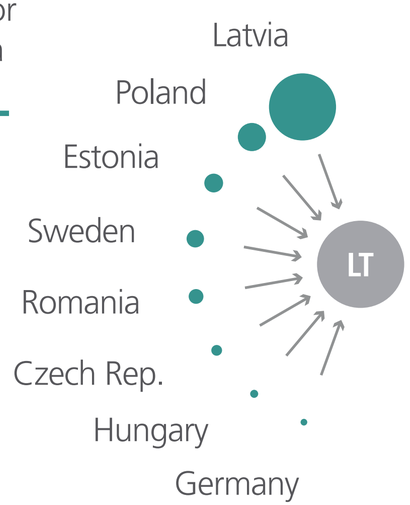

Most contacted Votes for Lithuania

Q1

"In your view or experience, which other governments would your own government generally contact first and/or most on EU matters? (select up to five)"

EU
Big Six ▶
Founding Six ▶
Affluent Seven ▶
Southern Seven ▶
Visegrád Four ▶

Austria
Belgium
Bulgaria
Croatia
Cyprus
Czech Rep. ▶
Denmark ▶
Estonia
Finland ▶
France ▶
Germany ▶
Greece
Hungary ▶
Ireland
Italy ▶
Latvia
Lithuania
Luxembourg
Malta
Netherlands ▶
Poland ▶
Portugal ▶
Romania
Slovakia
Slovenia
Spain ▶
Sweden
UK ▶

Preferences Overview
Most Contacted
Shared Interests
Most Responsive
Most Disappointing

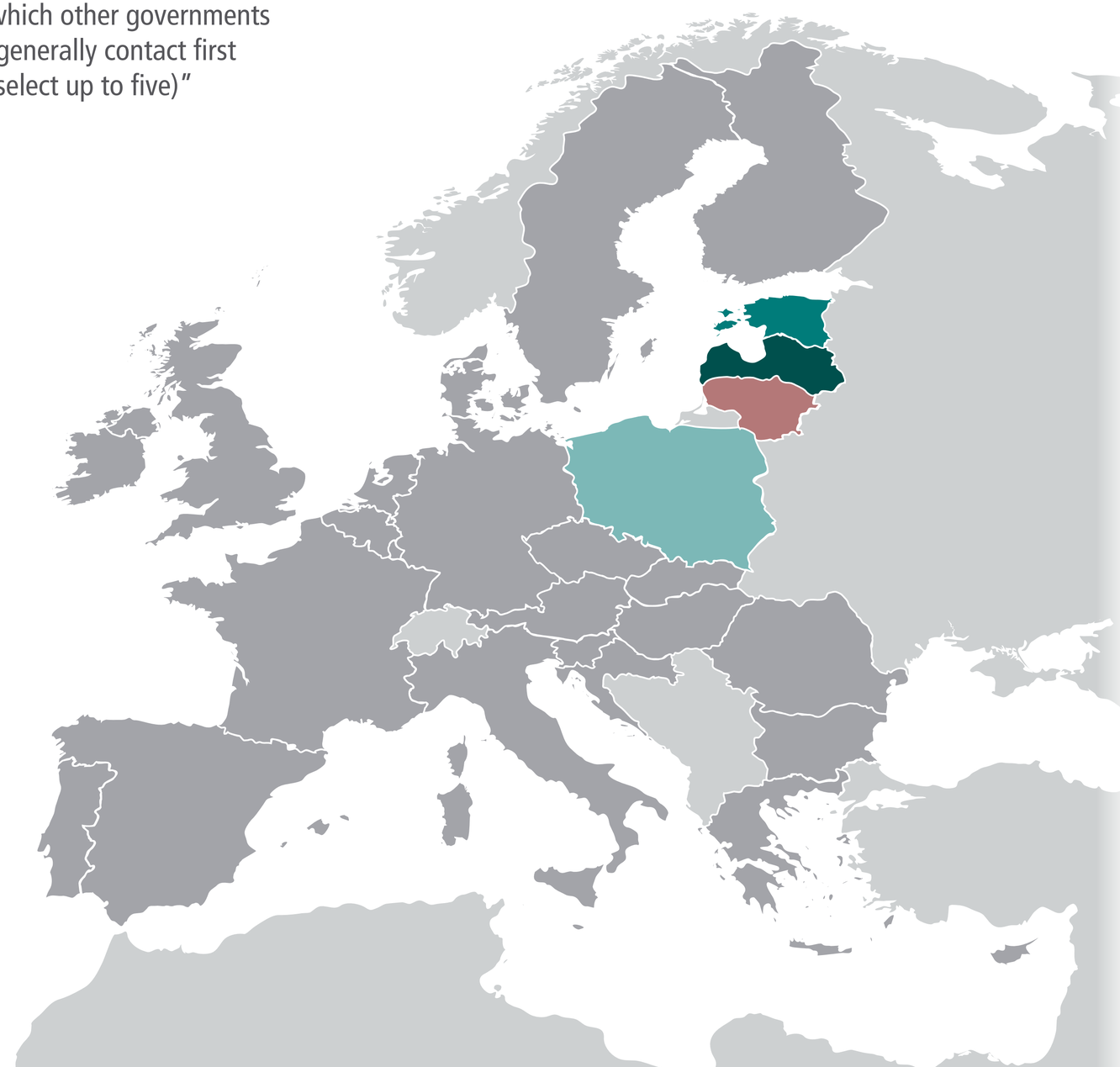

Of 1352 votes by 394 respondents, Lithuania received 12 (0.9%)

Share of votes by group

2%	Visegrád 4
1%	Big 6

Share of votes by country

24%	Latvia
13%	Estonia
5%	Poland
3%	Romania
1%	Czech Rep.

Top %
10+ %
5-9 %
1-4 %

Rounded results. 0% shares not shown.

Shared Interests Votes for Lithuania

Q2

"In your view or experience, which other EU member states generally share many of your own country's interests and preferences on EU policies? (select up to five)"

EU
Big Six ▶
Founding Six ▶
Affluent Seven ▶
Southern Seven ▶
Visegrád Four ▶

Austria
Belgium
Bulgaria
Croatia
Cyprus
Czech Rep. ▶
Denmark ▶
Estonia
Finland ▶
France ▶
Germany ▶
Greece
Hungary ▶
Ireland
Italy ▶
Latvia
Lithuania
Luxembourg
Malta
Netherlands ▶
Poland ▶
Portugal ▶
Romania
Slovakia
Slovenia
Spain ▶
Sweden
UK ▶

Preferences Overview
Most Contacted
Shared Interests
Most Responsive
Most Disappointing

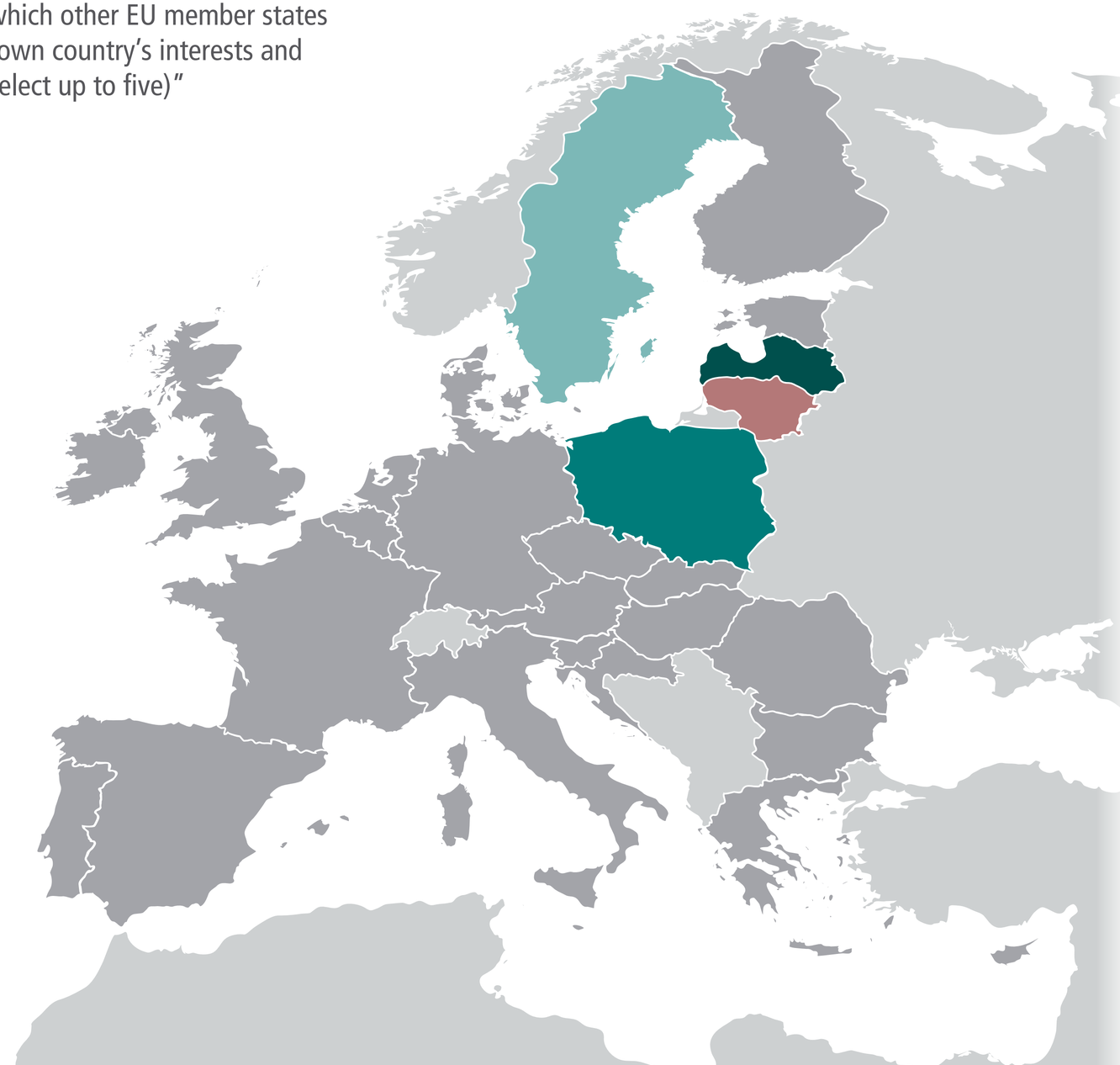

Of 1594 votes by 406 respondents, Lithuania received 26 (1.6%)

Share of votes by group

5%	Visegrád 4
2%	Big 6

Share of votes by country

21%	Latvia
12%	Poland
5%	Sweden
4%	Romania
1%	Czech Rep.
1%	Portugal
1%	Spain

Top %
10+ %
5-9 %
1-4 %

Rounded results. 0% shares not shown.

Most Responsive Votes for Lithuania

Q3

"In your view or experience, which other governments or EU member states have shown to be most responsive or are easiest to work with? (select up to five)"

EU
Big Six ▶
Founding Six ▶
Affluent Seven ▶
Southern Seven ▶
Visegrád Four ▶

Austria
Belgium
Bulgaria
Croatia
Cyprus
Czech Rep. ▶
Denmark ▶
Estonia
Finland ▶
France ▶
Germany ▶
Greece
Hungary ▶
Ireland
Italy ▶
Latvia
Lithuania
Luxembourg
Malta
Netherlands ▶
Poland ▶
Portugal ▶
Romania
Slovakia
Slovenia
Spain ▶
Sweden
UK ▶

Preferences Overview
Most Contacted
Shared Interests
Most Responsive
Most Disappointing

Of 1201 votes by 342 respondents, Lithuania received 14 (1.2%)

Share of votes by group

2%	Visegrád 4
1%	Affluent 7
1%	Big 6
1%	Founding 6

Share of votes by country

9%	Latvia
6%	Sweden
5%	Slovenia
4%	Czech Rep.
4%	Poland
2%	Netherlands
1%	Denmark
1%	Germany
1%	Italy

Top %
10+ %
5-9 %
1-4 %

Rounded results. 0% shares not shown.

Most Disappointing Votes for Lithuania

Q4

"In your view or experience, which other governments or EU member states have disappointed your own government? (select up to five)"

EU
Big Six ▶
Founding Six ▶
Affluent Seven ▶
Southern Seven ▶
Visegrád Four ▶

Austria
Belgium
Bulgaria
Croatia
Cyprus
Czech Rep. ▶
Denmark ▶
Estonia
Finland ▶
France ▶
Germany ▶
Greece
Hungary ▶
Ireland
Italy ▶
Latvia
Lithuania
Luxembourg
Malta
Netherlands ▶
Poland ▶
Portugal ▶
Romania
Slovakia
Slovenia
Spain ▶
Sweden
UK ▶

Preferences Overview
Most Contacted
Shared Interests
Most Responsive
Most Disappointing

Of 1123 votes by 326 respondents, Lithuania received 10 (0.9%)

Share of votes by group

2%	Big 6
2%	Southern 7
1%	Founding 6
1%	Visegrád 4

Share of votes by country

5%	Greece
4%	Sweden
3%	Poland
2%	Italy
2%	Spain
1%	France

Top %
10+ %
5-9 %
1-4 %

Rounded results. 0% shares not shown.

Big Six Overall EU Policy Ranking by Lithuania

Q5

"Based on your view or experience, please rank the six large EU member states according to their overall influence on EU policy over the past five years. (first rank being the most influential)"

EU	Affluent Seven
Big Six	Southern Seven
Founding Six	Visegrád Four

Austria
Belgium
Bulgaria
Croatia
Cyprus
Czech Rep.
Denmark
Estonia
Finland
France
Germany
Greece
Hungary
Ireland
Italy
Latvia
Lithuania
Luxembourg
Malta
Netherlands
Poland
Portugal
Romania
Slovakia
Slovenia
Spain
Sweden
UK

Influence Overview
Big Six Overall EU Policy
Big Six Fiscal Policy
Big Six Foreign and Security Policy
Affluent Seven
Other Countries

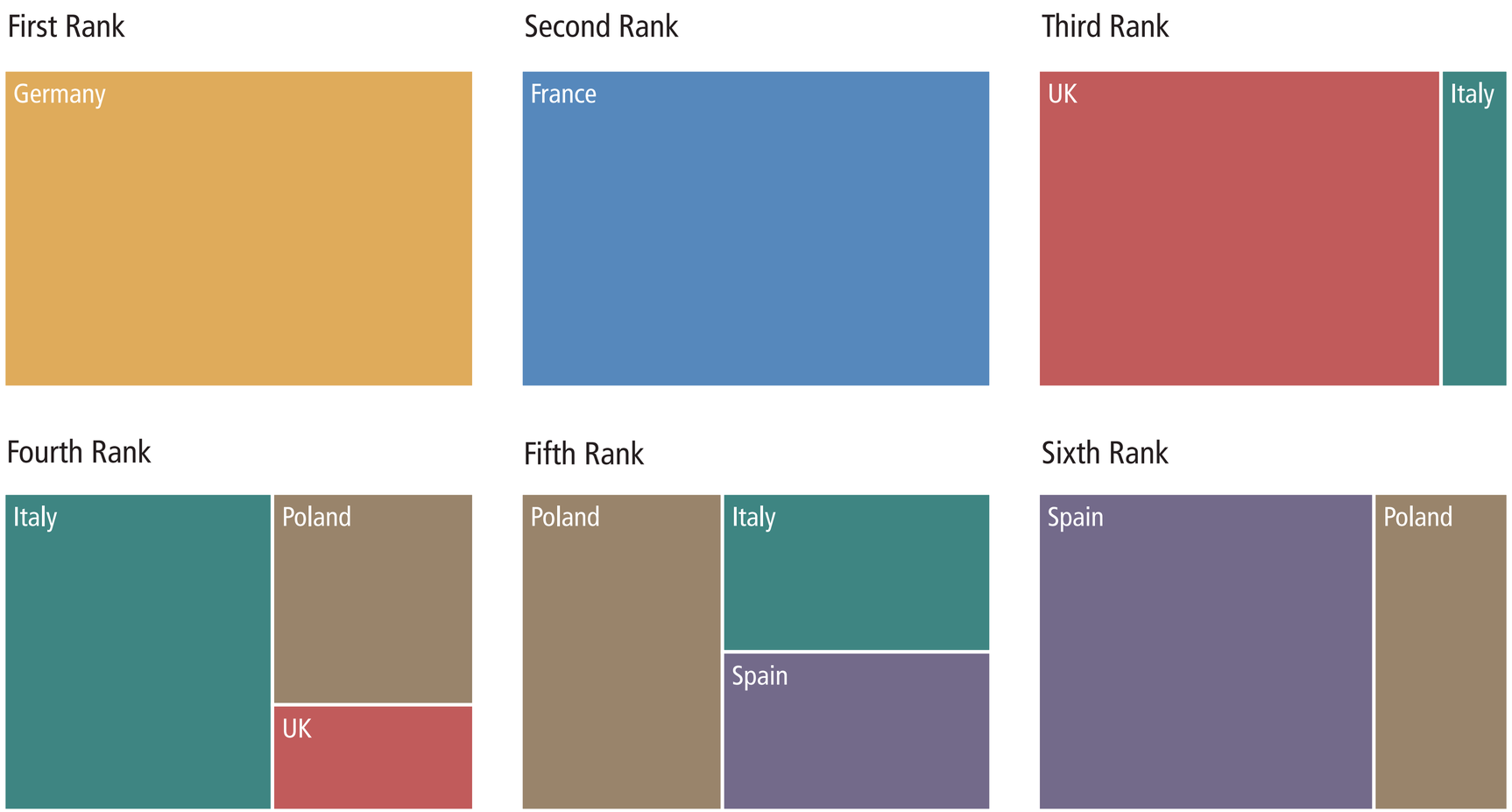

Number of respondents: 7. Size of rectangles corresponds with respondents' respective rankings. Countries with equal values are sorted from A-Z.

Big Six Fiscal Policy Ranking by Lithuania

Q6

"Please rank the six large EU member states according to their influence on EU fiscal policy over the past five years. (first rank being the most influential)"

EU	Affluent Seven
Big Six	Southern Seven
Founding Six	Visegrád Four

Austria	Italy
Belgium	Latvia
Bulgaria	Lithuania
Croatia	Luxembourg
Cyprus	Malta
Czech Rep.	Netherlands
Denmark	Poland
Estonia	Portugal
Finland	Romania
France	Slovakia
Germany	Slovenia
Greece	Spain
Hungary	Sweden
Ireland	UK

Influence Overview
Big Six Overall EU Policy
Big Six Fiscal Policy
Big Six Foreign and Security Policy
Affluent Seven
Other Countries

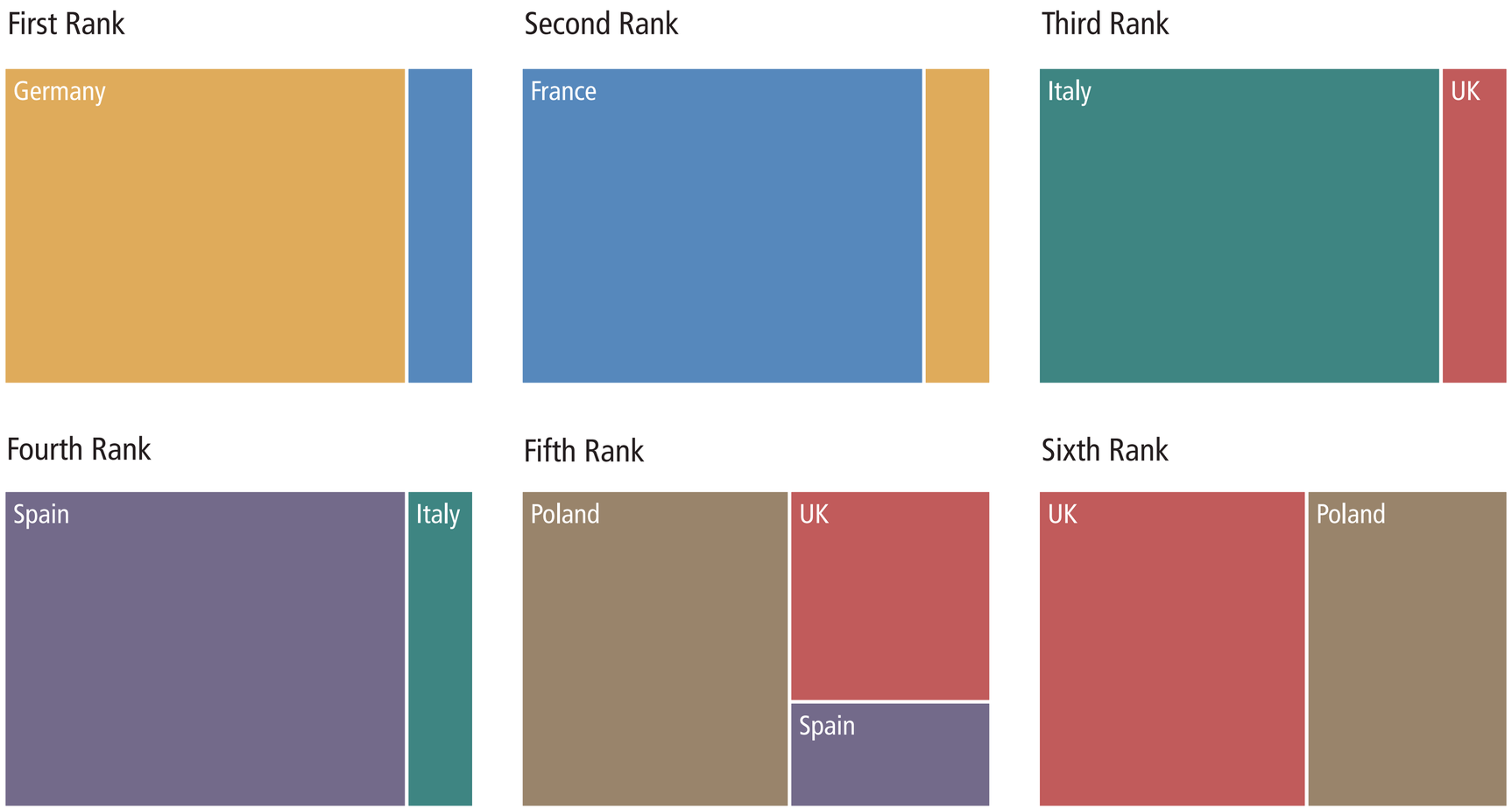

Number of respondents: 7. Size of rectangles corresponds with respondents' respective rankings. Countries with equal values are sorted from A-Z.

Big Six Foreign and Security Policy Ranking by Lithuania

Q7

"Please rank the six large EU member states according to their influence on EU foreign, security and defence policy over the past five years. (first rank being the most influential)"

EU	Affluent Seven
Big Six	Southern Seven
Founding Six	Visegrád Four

Austria
Belgium
Bulgaria
Croatia
Cyprus
Czech Rep.
Denmark
Estonia
Finland
France
Germany
Greece
Hungary
Ireland
Italy
Latvia
Lithuania
Luxembourg
Malta
Netherlands
Poland
Portugal
Romania
Slovakia
Slovenia
Spain
Sweden
UK

Influence Overview
Big Six Overall EU Policy
Big Six Fiscal Policy
Big Six Foreign and Security Policy
Affluent Seven
Other Countries

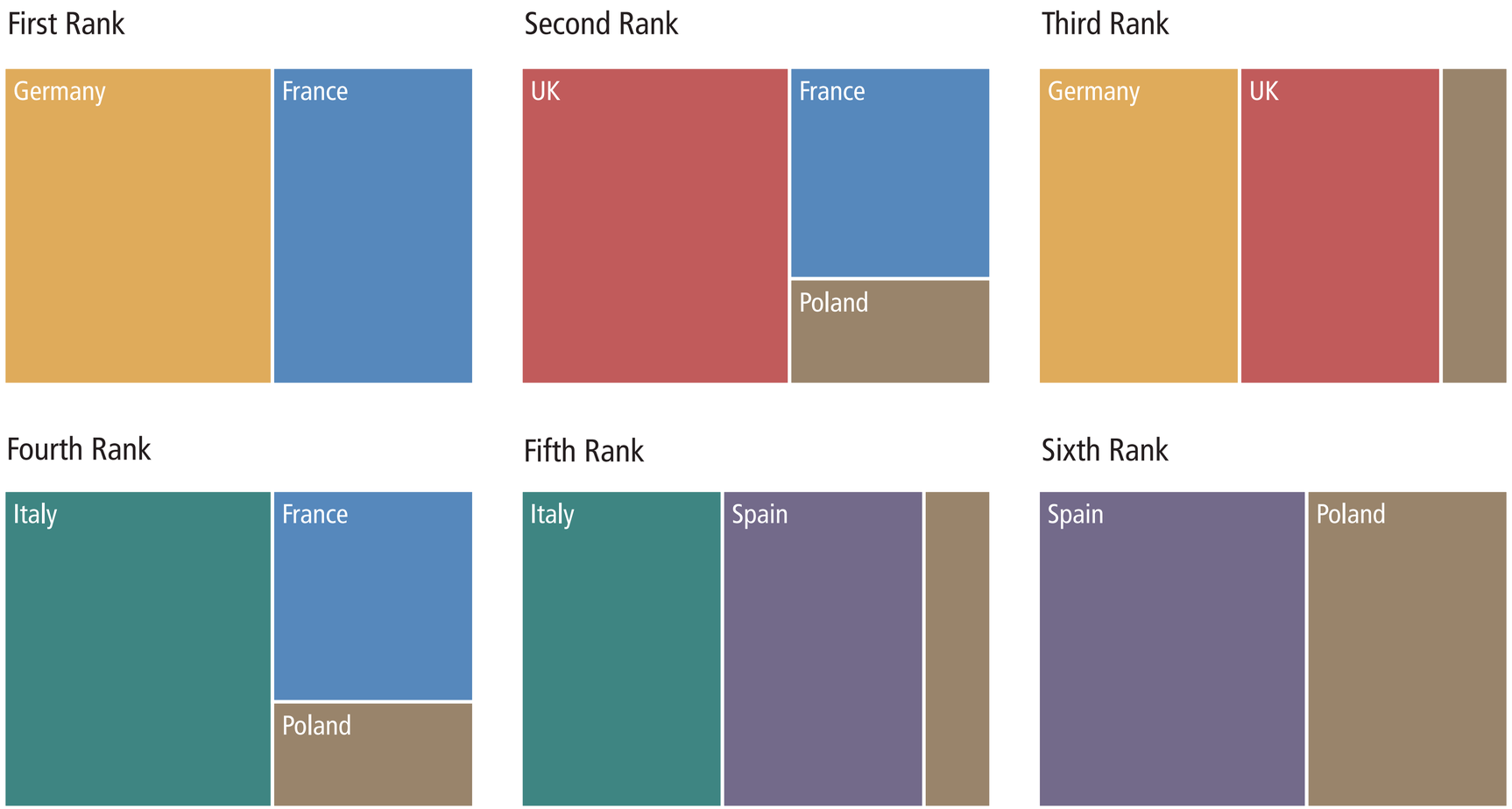

Number of respondents: 7. Size of rectangles corresponds with respondents' respective rankings. Countries with equal values are sorted from A-Z.

Affluent Seven Ranking by Lithuania

Q8

"Based on your view or experience, please rank the list of affluent seven EU member states according to their overall influence on EU policy over the past five years. (first rank being the most influential)"

EU
Big Six
Founding Six
Affluent Seven
Southern Seven
Visegrád Four

Austria
Belgium
Bulgaria
Croatia
Cyprus
Czech Rep.
Denmark
Estonia
Finland
France
Germany
Greece
Hungary
Ireland
Italy
Latvia
Lithuania
Luxembourg
Malta
Netherlands
Poland
Portugal
Romania
Slovakia
Slovenia
Spain
Sweden
UK

Influence Overview
Big Six Overall EU Policy
Big Six Fiscal Policy
Big Six Foreign and Security Policy
Affluent Seven
Other Countries

First Rank



Second Rank



Third Rank



Fourth Rank

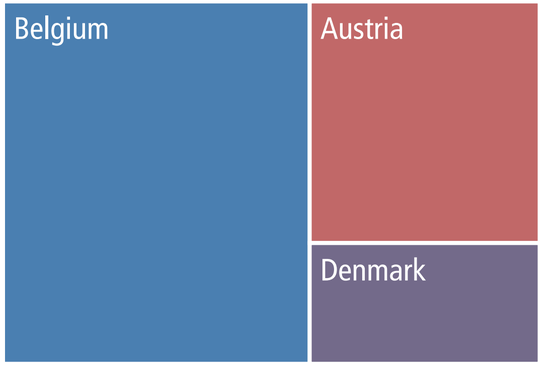

Fifth Rank



Sixth Rank



Seventh Rank

Number of respondents: 7. Size of rectangles corresponds with respondents' respective rankings. Countries with equal values are sorted from A-Z.

Foreign and Development Policy Votes for Lithuania

Q10

"Which other EU member states would your government see as essential partners in Foreign and Development Policy?"

EU	Affluent Seven ▶
Big Six ▶	Southern Seven ▶
Founding Six ▶	Visegrád Four ▶
Austria	Italy ▶
Belgium	Latvia
Bulgaria	Lithuania
Croatia	Luxembourg
Cyprus	Malta
Czech Rep. ▶	Netherlands ▶
Denmark ▶	Poland ▶
Estonia	Portugal ▶
Finland ▶	Romania
France ▶	Slovakia
Germany ▶	Slovenia
Greece	Spain ▶
Hungary ▶	Sweden
Ireland	UK ▶

Partners Overview
Foreign and Development Policy
Security and Defense Policy
Economic and Social Policy
Fiscal Policy

Of 1756 votes by 285 respondents, Lithuania received 32 (1.8%)

Share of votes by group

4%	Visegrád 4
2%	Affluent 7
2%	Big 6
1%	Founding 6
1%	Southern 7

Share of votes by country

10%	Latvia
7%	Poland
5%	Sweden
4%	Romania
2%	Belgium
2%	Bulgaria
2%	Czech Rep.
2%	Denmark
2%	Finland
2%	Hungary
2%	Netherlands
1%	France
1%	Italy
1%	Spain

Top %
10+ %
5-9 %
1-4 %

Rounded results. 0% shares not shown.

Security and Defense Policy Votes for Lithuania

Q11

"Which other EU member states would your government see as essential partners in Security and Defense Policy?"

EU
Big Six ▶
Founding Six ▶
Affluent Seven ▶
Southern Seven ▶
Visegrád Four ▶

Austria
Belgium
Bulgaria
Croatia
Cyprus
Czech Rep. ▶
Denmark ▶
Estonia
Finland ▶
France ▶
Germany ▶
Greece
Hungary ▶
Ireland
Italy ▶
Latvia
Lithuania
Luxembourg
Malta
Netherlands ▶
Poland ▶
Portugal ▶
Romania
Slovakia
Slovenia
Spain ▶
Sweden
UK ▶

Partners Overview
Foreign and Development Policy
Security and Defense Policy
Economic and Social Policy
Fiscal Policy

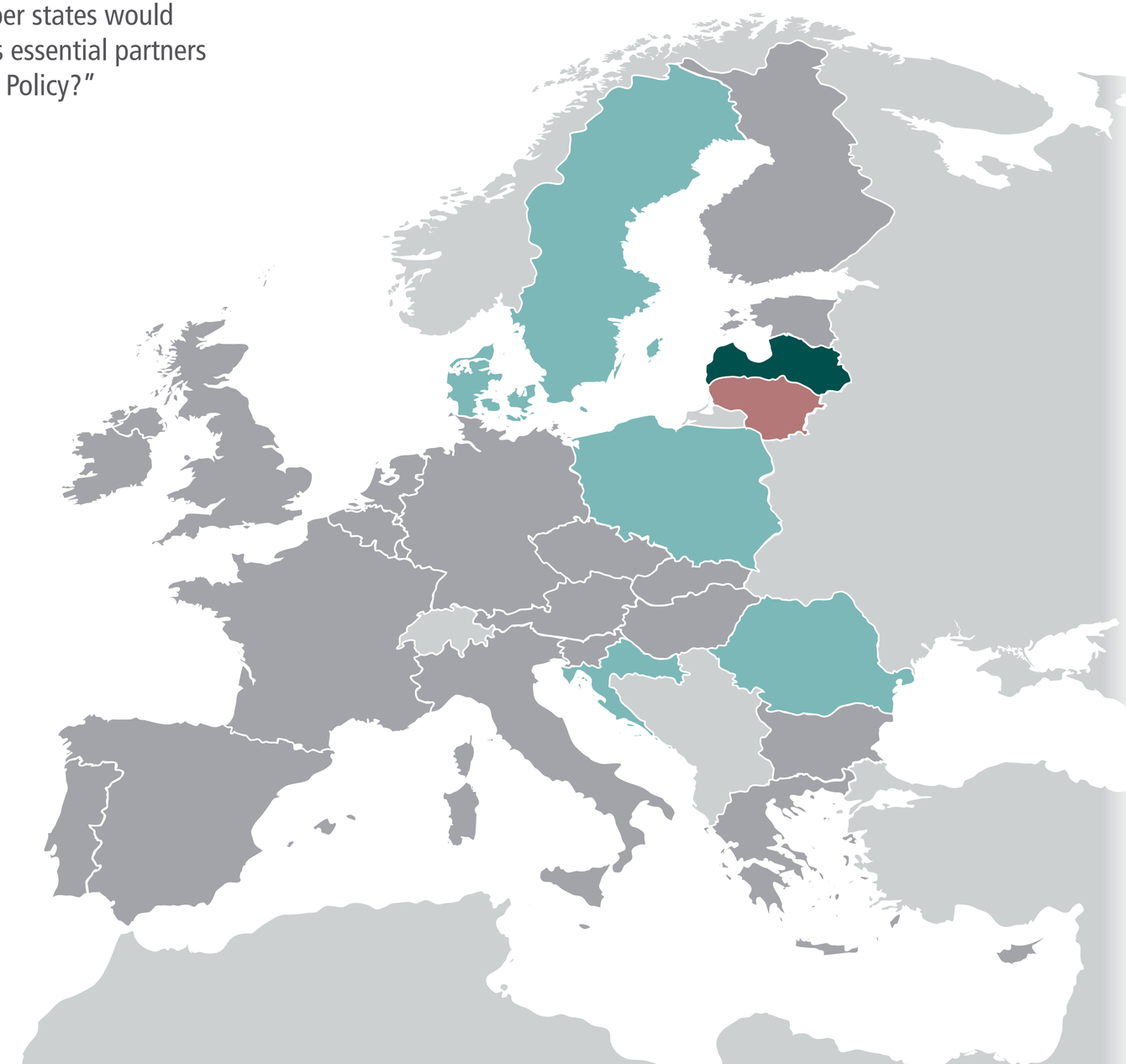

Of 1662 votes by 285 respondents, Lithuania received 50 (3%)

Share of votes by group

4%	Visegrád 4
3%	Affluent 7
3%	Big 6
2%	Founding 6
2%	Southern 7

Share of votes by country

10%	Latvia
6%	Croatia
6%	Romania
5%	Denmark
5%	Poland
5%	Sweden
4%	Bulgaria
4%	Germany
4%	Hungary
4%	Ireland
3%	Italy
3%	Netherlands
2%	Czech Rep.
2%	Finland
2%	Portugal
2%	Spain

Top %
10+ %
5-9 %
1-4 %

Rounded results. 0% shares not shown.

Economic and Social Policy Votes for Lithuania

Q12

"Which other EU member states would your government see as essential partners in Economic and Social Policy?"

EU	Affluent Seven ▶
Big Six ▶	Southern Seven ▶
Founding Six ▶	Visegrád Four ▶
Austria	Italy ▶
Belgium	Latvia
Bulgaria	Lithuania
Croatia	Luxembourg
Cyprus	Malta
Czech Rep. ▶	Netherlands ▶
Denmark ▶	Poland ▶
Estonia	Portugal ▶
Finland ▶	Romania
France ▶	Slovakia
Germany ▶	Slovenia
Greece	Spain ▶
Hungary ▶	Sweden
Ireland	UK ▶

Partners Overview
Foreign and Development Policy
Security and Defense Policy
Economic and Social Policy
Fiscal Policy

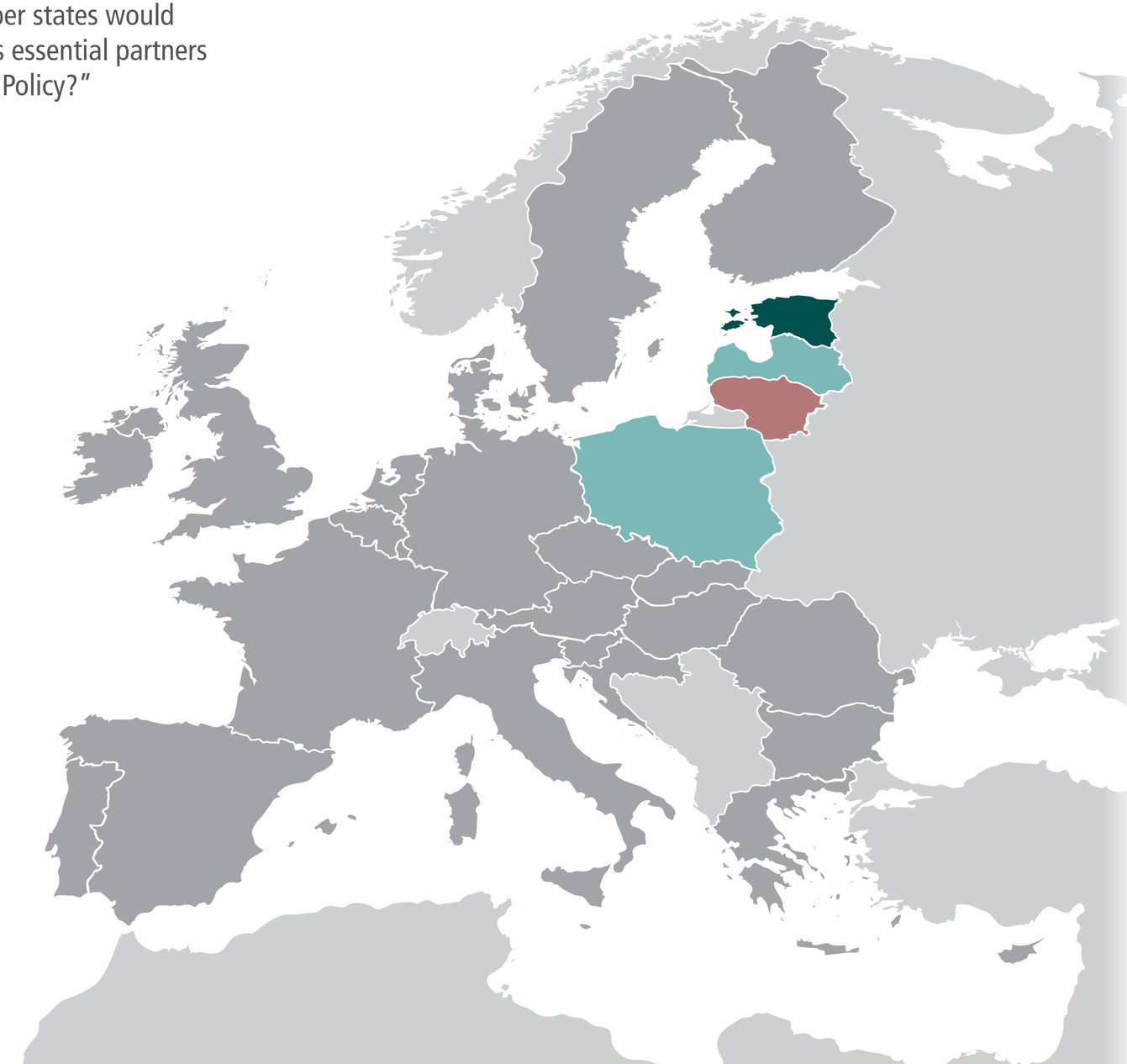

Of 1567 votes by 279 respondents, Lithuania received 30 (1.9%)

Share of votes by group

3%	Visegrád 4
2%	Big 6
2%	Southern 7
1%	Affluent 7
1%	Founding 6

Share of votes by country

10%	Estonia
8%	Latvia
7%	Poland
4%	Romania
4%	Sweden
3%	Spain
2%	Belgium
2%	Bulgaria
2%	Czech Rep.
2%	Germany
2%	Hungary
2%	Italy
1%	Netherlands

Top %
10+ %
5-9 %
1-4 %

Rounded results. 0% shares not shown.

Fiscal Policy Votes for Lithuania

Q13

"Which other EU member states would your government see as essential partners in Fiscal Policy?"

EU
Big Six ▶
Founding Six ▶
Affluent Seven ▶
Southern Seven ▶
Visegrád Four ▶

Austria
Belgium
Bulgaria
Croatia
Cyprus
Czech Rep. ▶
Denmark ▶
Estonia
Finland ▶
France ▶
Germany ▶
Greece
Hungary ▶
Ireland
Italy ▶
Latvia
Lithuania
Luxembourg
Malta
Netherlands ▶
Poland ▶
Portugal ▶
Romania
Slovakia
Slovenia
Spain ▶
Sweden
UK ▶

Partners Overview
Foreign and Development Policy
Security and Defense Policy
Economic and Social Policy
Fiscal Policy

Of 1203 votes by 279 respondents, Lithuania received 15 (1.2%)

Share of votes by group

2%	Big 6
2%	Visegrád 4
1%	Founding 6
1%	Southern 7

Share of votes by country

11%	Latvia
3%	Hungary
2%	Germany
2%	Italy
2%	Poland
2%	Spain
1%	Netherlands
1%	Portugal

Top %
10+ %
5-9 %
1-4 %

Rounded results. 0% shares not shown.

Commitment to Deeper Integration Votes for Lithuania

Q14

"In your opinion, which EU member states are committed to deeper integration or 'more Europe'?"

EU
Big Six ▶
Founding Six ▶
Affluent Seven ▶
Southern Seven ▶
Visegrád Four ▶

Austria
Belgium
Bulgaria
Croatia
Cyprus
Czech Rep. ▶
Denmark ▶
Estonia
Finland ▶
France ▶
Germany ▶
Greece
Hungary ▶
Ireland
Italy ▶
Latvia
Lithuania
Luxembourg
Malta
Netherlands ▶
Poland ▶
Portugal ▶
Romania
Slovakia
Slovenia
Spain ▶
Sweden
UK ▶

Policies Overview
Commitment to Deeper Integration
Importance of Coalitions
Preferred Actor Level
Preferred Actor Level (Public View)

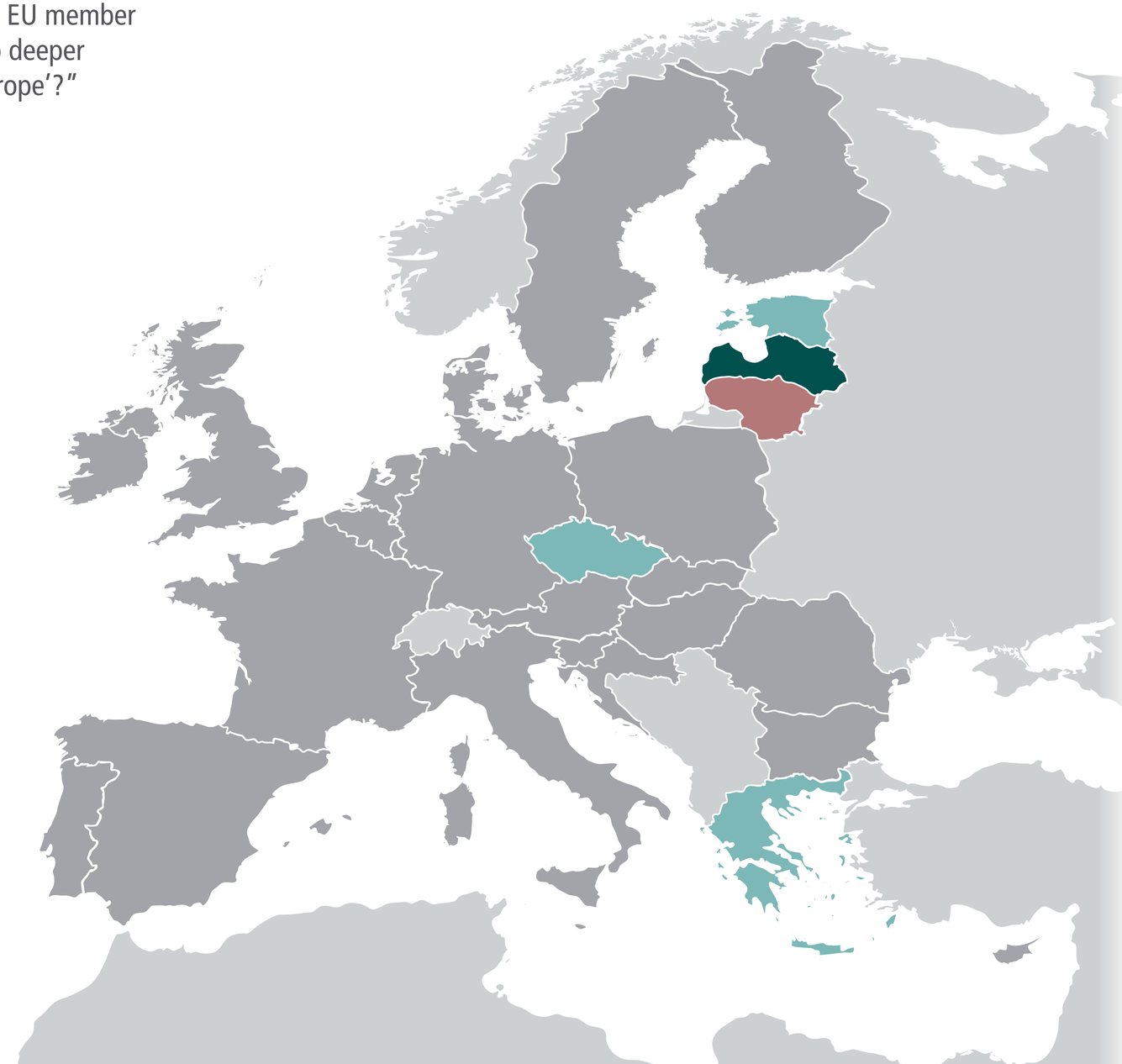

Of 2046 votes by 348 respondents, Lithuania received 44 (2.2%)

Share of votes by group

2%	Affluent 7
2%	Founding 6
2%	Visegrád 4
1%	Big 6
1%	Southern 7

Share of votes by country

9%	Latvia
6%	Estonia
5%	Czech Rep.
5%	Greece
4%	Bulgaria
4%	Slovenia
3%	Denmark
3%	Germany
3%	Hungary
3%	Lithuania
3%	Luxembourg
2%	Austria
2%	Italy
2%	Portugal
2%	Romania
2%	Sweden
2%	UK
1%	Finland
1%	France
1%	Netherlands
1%	Poland

Top %
10+ %
5-9 %
1-4 %

Rounded results. 0% shares not shown.

Preferred Actor Level Votes by Lithuania

Q16

"What actor level would your country prefer for the following list of policy projects?"

All EU member states: 63% of votes

Legally bound core of member states: 13% of votes

Coalition of member states: 17% of votes

Only national level: 7% of votes

Countries | Policies

EU
Big Six
Founding Six
Affluent Seven
Southern Seven
Visegrád Four

Austria
Belgium
Bulgaria
Croatia
Cyprus
Czech Rep.
Denmark
Estonia
Finland
France
Germany
Greece
Hungary
Ireland
Italy
Latvia
Lithuania
Luxembourg
Malta
Netherlands
Poland
Portugal
Romania
Slovakia
Slovenia
Spain
Sweden
UK

Policies Overview
Commitment to Deeper Integration
Importance of Coalitions
Preferred Actor Level
Preferred Actor Level (Public View)

Integrated foreign and security policy ↗

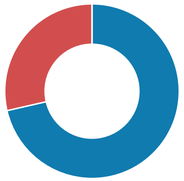

Common defense structures ↗

Common border police and coast guard ↗

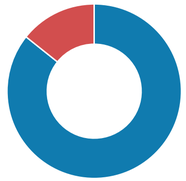

Common policy in justice & home affairs ↗

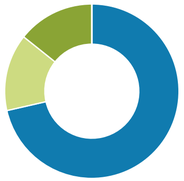

Common immigration and asylum policy ↗

Common development assistance p. ↗

Common Russia policy ↗

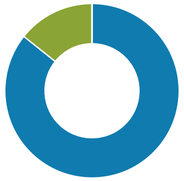

Common Ukraine policy ↗

Common Syria policy ↗

Common MENA policy ↗

Common China policy ↗

Better governance for the eurozone ↗

Fully completed single market ↗

Common social policy ↗

Common energy policy ↗

Single climate policy ↗

Number of respondents: 7. Share of 'Don't know' votes shown by open circles

Preferred Actor Level (Public View) Votes by Lithuania

Q17

"What actor level would your country prefer for the following list of policy projects?"

All EU member states: 46% of votes

Legally bound core of member states: 18% of votes

Coalition of member states: 21% of votes

Only national level: 15% of votes

Countries

EU
Big Six
Founding Six

Austria
Belgium
Bulgaria
Croatia
Cyprus
Czech Rep.
Denmark
Estonia
Finland
France
Germany
Greece
Hungary
Ireland

Policies

Affluent Seven
Southern Seven
Visegrád Four

Italy
Latvia
Lithuania
Luxembourg
Malta
Netherlands
Poland
Portugal
Romania
Slovakia
Slovenia
Spain
Sweden
UK

Policies Overview
Commitment to Deeper Integration
Importance of Coalitions
Preferred Actor Level
Preferred Actor Level (Public View)

Integrated foreign and security policy ↗

Common defense structures ↗

Common border police and coast guard ↗

Common policy in justice & home affairs

Common immigration and asylum policy ↗

Common development assistance p. ↗

Common Russia policy

Common Ukraine policy ↗

Common Syria policy ↗

Common MENA policy ↗

Common China policy ↗

Better governance for the eurozone ↗

Fully completed single market

Common social policy ↗

Common energy policy ↗

Single climate policy ↗

Number of respondents: 62